

















































# Short-term forecast































## Today

2020-08-12














			 °C	 %	 hPa	 km/h	 mm/h	 °C
3 h		Clear	25.3	65	1009.9	15.2 	0.0	25.5
4 h		Clear	25.2	65	1009.6	15.0 	0.0	25.5
5 h		Clear	25.3	66	1009.6	14.8 	0.0	25.6
6 h		Clear	25.5	66	1009.7	14.8 	0.0	25.8
7 h		Clear	26.0	65	1009.6	15.4 	0.0	26.3
8 h		Clear	26.7	63	1009.6	16.2 	0.0	27.9
9 h		Clear	27.4	61	1009.6	16.5 	0.0	28.7
10 h		Clear	28.2	59	1010.0	16.0 	0.0	29.6
11 h		Clear	29.1	56	1010.5	15.0 	0.0	30.6
12 h		Clear	29.8	54	1010.7	14.1 	0.0	31.5
13 h		Clear	30.6	53	1010.6	13.2 	0.0	32.5
14 h		Clear	31.1	54	1010.4	12.4 	0.0	33.6
15 h		Clear	31.3	54	1010.2	12.4 	0.0	34.1
16 h		Clear	31.0	55	1010.0	14.2 	0.0	33.6
17 h		Clear	30.5	54	1009.7	16.9 	0.0	32.7
18 h		Clear	29.8	55	1009.5	18.9 	0.0	31.6
19 h		Clear	29.0	57	1009.6	19.5 	0.0	30.5
20 h		Clear	27.9	60	1009.9	19.4 	0.0	29.4
21 h		Clear	27.1	63	1010.1	19.4 	0.0	28.5
22 h		Clear	26.8	64	1010.2	19.3 	0.0	28.1
23 h		Clear	26.9	63	1010.3	19.3 	0.0	28.2

# Tomorrow



2020-08-13

			 °C	 %	 hPa	 km/h	 mm/h	 °C
0 h		Clear	27.0	63	1010.3	19.3 ▼	0.0	28.3
1 h		Clear	26.8	63	1010.4	19.7 ▼	0.0	28.1
2 h		Clear	26.7	64	1010.3	20.2 ▼	0.0	27.9
3 h		Clear	26.5	64	1010.1	21.0 ▼	0.0	27.7
4 h		Clear	26.4	65	1009.5	22.1 ▼	0.0	27.6
5 h		Clear	26.2	66	1009.1	23.5 ▼	0.0	26.7
6 h		Clear	26.3	67	1008.7	24.6 ▼	0.0	27.5
7 h		Clear	26.6	65	1008.8	25.4 ▼	0.0	27.8
8 h		Clear	27.1	63	1009.3	26.0 ▼	0.0	28.4
9 h		Clear	27.7	60	1009.8	26.4 ▼	0.0	29.0
10 h		Clear	28.5	58	1010.1	26.1 ▼	0.0	29.9
11 h		Clear	29.3	55	1010.4	25.6 ▼	0.0	30.9
12 h		Clear	30.1	53	1010.5	25.4 ▼	0.0	31.7
13 h		Clear	30.6	51	1010.3	26.1 ▼	0.0	32.3
14 h		Clear	31.1	50	1009.8	27.2 ▼	0.0	32.9
15 h		Clear	31.2	50	1009.7	28.2 ▼	0.0	33.0
16 h		Clear	30.9	52	1009.4	29.0 ▼	0.0	32.7
17 h		Clear	30.3	54	1009.0	29.7 ▼	0.0	32.1
18 h		Clear	29.6	55	1009.2	29.6 ▼	0.0	31.3
19 h		Clear	28.9	58	1009.4	28.1 ▼	0.0	30.5
20 h		Clear	28.0	62	1009.8	25.9 ▼	0.0	29.7
21 h		Clear	27.4	65	1010.1	24.0 ▼	0.0	29.1
22 h		Clear	27.1	67	1010.2	22.8 ▼	0.0	28.8
23 h		Clear	27.1	68	1009.9	21.8 ▼	0.0	28.8







## Long-term forecast

		 °C	 %	 hPa	 km/h	 mm/h
Wed	 Clear throughout the day.	31.6 / 24.9	60	1010.1	16.1	▼ 0.0
Thu	 Clear throughout the day.	31.5 / 26.0	60	1009.7	24.9	▼ 0.0
Fri	 Clear throughout the day.	30.4 / 25.5	63	1008.5	27.5	▼ 0.0
Sat	 Clear throughout the day.	30.7 / 24.9	54	1006.9	24.2	▼ 0.0
Sun	 Humid throughout the day.	30.7 / 24.6	63	1006.5	15.5	▲ 0.0
Mon	 Windy overnight.	29.3 / 23.6	72	1008.4	20.2	▼ 0.0
Tue	 Windy in the morning.	28.9 / 23.6	72	1009.1	23.6	▼ 0.0
Wed	 Clear throughout the day.	29.3 / 23.4	71	1008.0	13.5	▼ 0.0

























## Station averages

	 °C	 %	 hPa	 km/h	 mm/h	 °C
11 Aug	34.6 / 26.9	50.8	1014.1	5.9	0.0	37.3 / 27.4
12 Aug	33.5 / 25.0	54.3	1014.7	4.1	0.0	37.9 / 25.8
13 Aug	33.0 / 23.7	55.3	1014.2	4.5	0.0	36.3 / 24.1
14 Aug	32.7 / 23.0	57.7	1014.0	4.5	0.0	36.1 / 24.0
15 Aug	32.9 / 23.7	60.5	1014.4	3.9	0.0	37.3 / 25.4
16 Aug	33.0 / 25.0	58.3	1014.9	4.5	0.0	36.5 / 26.4
17 Aug	33.3 / 24.9	57.7	1015.4	4.7	0.0	36.7 / 26.5
18 Aug	32.8 / 25.3	47.3	1015.0	4.8	0.1	34.2 / 26.3
19 Aug	33.2 / 26.3	53.2	1014.7	4.2	0.0	35.7 / 27.9

## Station extremes

	 °C	 %	 hPa	 km/h	 km/h	 mm/h	 °C
11 Aug	<b>37.3</b> 2018	<b>73.5</b> 2017	<b>1017.7</b> 2018	<b>17.0</b> 2018	<b>47.0</b> 2018	<b>0.1</b> 2018	<b>39.7</b> 2018, 2019
	<b>24.5</b> 2020	<b>19.5</b> 2017	<b>1007.9</b> 2017	-	-	-	<b>24.8</b> 2019
12 Aug	<b>37.7</b> 2017	<b>75.0</b> 2019	<b>1018.4</b> 2018	<b>11.3</b> 2017	<b>23.0</b> 2018	<b>0.1</b> 2018	<b>38.6</b> 2018
	<b>24.0</b> 2019	<b>15.0</b> 2017	<b>1007.3</b> 2017	-	-	-	<b>24.4</b> 2019
13 Aug	<b>35.9</b> 2017	<b>73.0</b> 2019	<b>1018.3</b> 2018	<b>12.9</b> 2017	<b>19.3</b> 2017	<b>0.0</b> 2017, 2018, 2019	<b>37.5</b> 2019
	<b>22.5</b> 2018	<b>16.5</b> 2017	<b>1006.8</b> 2017	-	-	-	<b>21.6</b> 2017
14 Aug	<b>34.7</b> 2017	<b>78.0</b> 2019	<b>1016.0</b> 2018	<b>12.9</b> 2017	<b>35.4</b> 2017	<b>0.0</b> 2017, 2018, 2019	<b>38.2</b> 2019
	<b>21.8</b> 2018	<b>17.5</b> 2017	<b>1010.4</b> 2017	-	-	-	<b>21.4</b> 2018
15 Aug	<b>33.5</b> 2018	<b>81.0</b> 2019	<b>1016.5</b> 2019	<b>8.9</b> 2017	<b>24.1</b> 2017	<b>0.0</b> 2017, 2018, 2019	<b>37.9</b> 2019
	<b>22.6</b> 2018	<b>19.0</b> 2017	<b>1010.4</b> 2017	-	-	-	<b>23.1</b> 2018
16 Aug	<b>34.3</b> 2017	<b>82.0</b> 2019	<b>1017.5</b> 2019	<b>24.2</b> 2017	<b>57.9</b> 2017	<b>0.0</b> 2017, 2018, 2019	<b>38.7</b> 2019
	<b>24.4</b> 2019	<b>15.5</b> 2017	<b>1006.3</b> 2017	-	-	-	<b>22.9</b> 2017
17 Aug	<b>35.6</b> 2017	<b>77.0</b> 2019	<b>1017.9</b> 2019	<b>27.4</b> 2017	<b>51.5</b> 2017	<b>0.0</b> 2017, 2018, 2019	<b>38.4</b> 2019
	<b>24.4</b> 2018	<b>17.0</b> 2017	<b>1005.8</b> 2017	-	-	-	<b>21.8</b> 2017
18 Aug	<b>34.5</b> 2017	<b>71.0</b> 2017	<b>1018.0</b> 2019	<b>14.0</b> 2019	<b>47.0</b> 2019	<b>0.4</b> 2019	<b>37.7</b> 2018
	<b>23.6</b> 2017	<b>27.0</b> 2017	<b>1008.4</b> 2017	-	-	-	<b>23.6</b> 2017
19 Aug	<b>34.8</b> 2018	<b>97.0</b> 2017	<b>1019.2</b> 2019	<b>13.0</b> 2018	<b>37.0</b> 2019	<b>0.0</b> 2017, 2018, 2019	<b>39.4</b> 2018
	<b>23.0</b> 2017	<b>26.5</b> 2017	<b>1010.4</b> 2017	-	-	-	<b>25.3</b> 2017

# Almanac

					
12 Aug	06.36	20.10	814 min   	626 min	
13 Aug	06.37	20.09	812 min   	628 min	
14 Aug	06.37	20.07	810 min   	630 min	
15 Aug	06.38	20.06	808 min   	632 min	
16 Aug	06.39	20.05	806 min   	634 min	
17 Aug	06.40	20.04	804 min   	636 min	
18 Aug	06.40	20.03	803 min   	637 min	
19 Aug	06.41	20.02	801 min   	639 min	